

Hackney's Evening and Night-time Economy

Consultation Report

September 2016

Contact

Hackney Consultation Team
on 020 8356 3343 or
consultation@Hackney.gov.uk



CONTENTS

	PAGE
INTRODUCTION	3
BACKGROUND	3
• The evening and night-time economy	3
CONSULTATION APPROACH	4
EXECUTIVE SUMMARY	4 -8
OVERALL RESULTS ANALYSIS	9
• PROFILE OF RESPONDENTS	18
• Gender analysis	18
• Age analysis	18
• Disability Analysis	18
• Caring responsibilities	18
• Ethnicity	18
• Religion	19
• Sexuality	20
CONCLUSION	20

INTRODUCTION

This report presents the findings of the consultation on Hackney's evening and night-time economy. The consultation ran from 25 April to 17 July 2016.

Residents were asked to have their say about Hackney's nightlife between 6pm to midnight, and midnight to 6am. This includes socialising in pubs, bars, clubs, restaurants, music venues, theatres and cinemas across the borough.

BACKGROUND

The growth of Hackney's evening and night-time leisure economy has contributed to the borough's wider economic growth, and to making Hackney a vibrant and fashionable place for people to live, work, visit and locate their businesses.

It brings many benefits to the borough, including employment and regeneration, but also brings negative impacts such as alcohol abuse and increased anti-social behaviour.

The Council wants to work together with residents and businesses to balance the needs of the night-time economy, and effectively manage its growth. Feedback will be used to inform the development of the Council's future licensing policy for the borough.

The evening and night-time economy

Throughout this report, these are referenced as:

- The evening economy – 6.00pm to 12am
- The night-time economy – 12am to 6am.

CONSULTATION APPROACH

The public consultation started on 25 April until 17 July 2016.

The consultation was also publicised via the corporate consultation channels – ensuring residents and businesses were aware of the consultation.

The wider publicity involved having the information in Hackney Today, on the Hackney website, and sending the information to stakeholder lists held by Licensing and Regeneration.

Summary of methods used to inform, consult and involve stakeholders and wider public

- The information made available on the online consultation platform citizen space.
- Signposted the information on citizen space via www.hackney.gov.uk/licensing
- An overall summary document and questionnaire document were made available online and hard copies also printed.
- The consultation was promoted in several editions of Hackney Today.
- Used staff headlines to signpost staff to the borough wide consultation, as a high percentage of staff live in the borough.
- Mailing to key stakeholders sent by the licensing and regeneration service
- A freepost address was provided for the returns of paper questionnaires.

EXECUTIVE SUMMARY

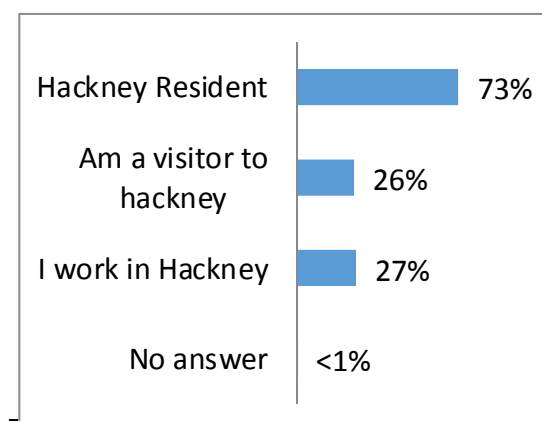
The public consultation received **2242** responses via the online and paper response mechanism.

We also received a detailed response from the We Love Hackney¹ campaign group. They provided a detailed response to the licensing policy proposals of 2015. This has been provided to the Licensing

Interpretation of the data

Percentages in a particular chart will not always add up to 100%. This may be due to rounding, or because each respondent is allowed to give more than one answer to the question. It is also worth noting that the results are subject to sampling tolerances, and not all differences between sub-groups will be statistically significant. We need to exercise appropriate caution where a small group of respondents has been analysed.

Profile of Respondents



As the graph shows, the majority of respondents 73% identified themselves as Hackney residents, 26% were a visitor to Hackney and 27% work in Hackney.

Base (2242)

¹ <http://www.welovehackney.org/>

Post code analysis

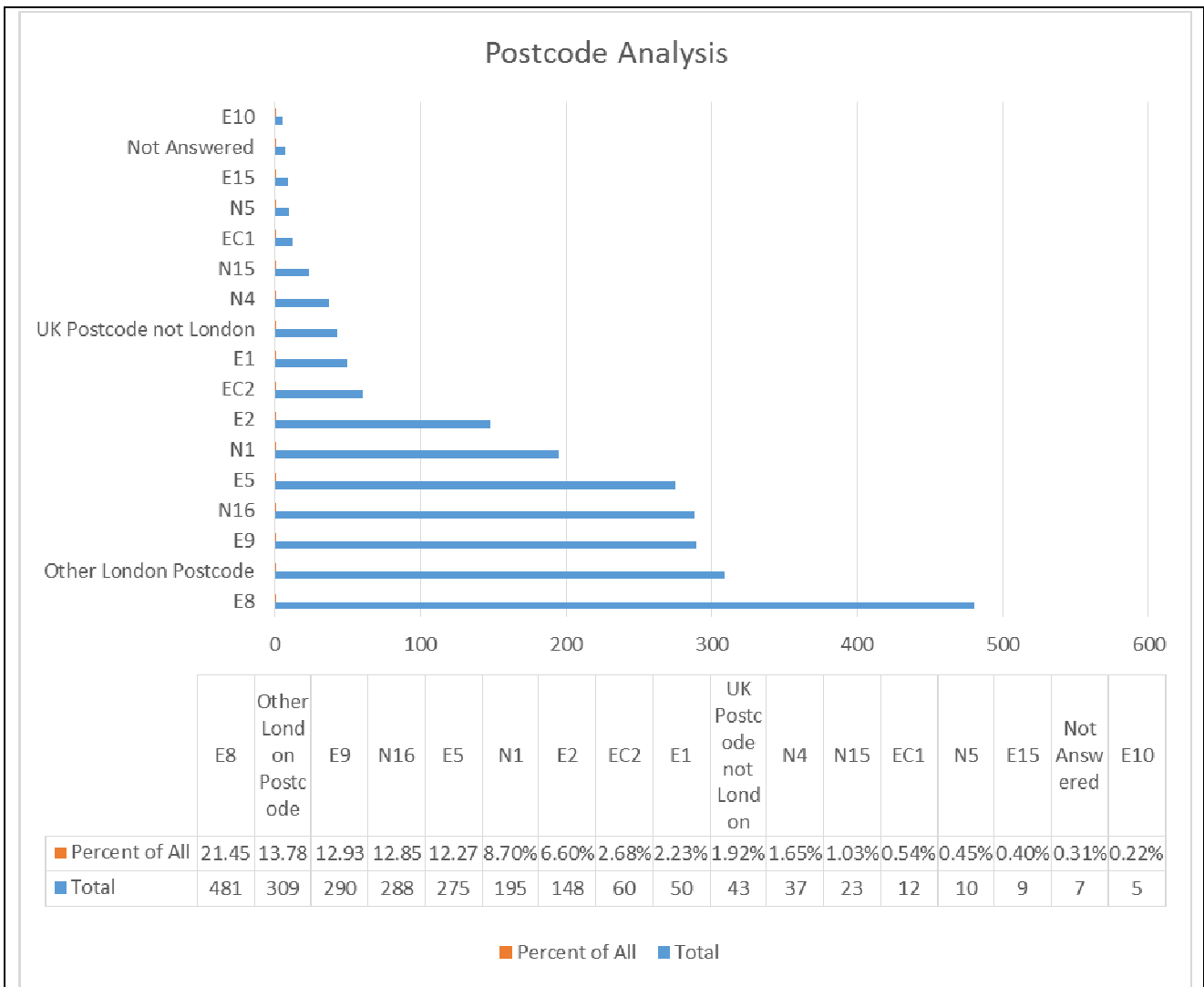
Respondents were asked to provide their full residential and/or work postcodes.

As the table below shows, the majority 89%(2000) provided their home postcode, whilst 9.95% (223) provide a work postcode. A small minority 0.85%(19) didn't provide a response.

Answer Options	Response Count	Response Percent
Home	2000	89%
Work	223	9.95%
Not answered	19	0.85%

Base (2242)

The graph below summarises the responses to the question that asked for respondents' postcode. The majority of respondents 83.99%(1883) provided a Hackney postcode. The majority of responses 21.45%(481) were from the E8 postcode area.



Base (2242)

Socialising 6pm to 12am:

- Most popular reason for visiting Hackney in the evening (6pm to 12am) is to visit a bar/ pub or eat out at a restaurant. The least popular option chosen was late night shopping
- Restaurants, pubs and bars are the most popular places to socialise in Hackney in the evening, 6pm to midnight.

Socialising 12am to 6am:

- Nearly half of respondents **47.99 %(1076)** go to a pub, club, restaurant or any other type of alcohol-licensed night-life venue after midnight, **1 – 2 times a week**.
- **21.77 %(488)** visit an alcohol licensed venue after midnight 3 – 4 times a week.
- Most respondents **45.85%(1028)**, are out after midnight 1 – 2 nights a week.
- the most popular places for people to socialise in Hackney in the night-time (12am to 6am) is: Clubbing/ night bars and bars

Improvements

- Provision of public toilets (49%) and litter and waste (43%) were most often cited as improvements. The provision of more toilets in licensed premises was also cited (21%)

When socialise

The most popular evenings to socialise/ go out in Hackney are towards the end of the week, Thursday, Friday and Saturday, with the most popular day being Friday (90.95%).

How often do you visit these areas in the evening/ night-time?

- **Dalston:** 28% visit more than week, whilst 29% visit once every two to three weeks.
- **Shoreditch:** 24% visit more than once a week whilst 27% visit once every 2 to 3 weeks
- **Hackney Central:** 22% visit more than once a week and 27% visit once every 2 to 3 weeks
- **London Fields/ Broadway Market:** 27% visit more than once a week and 26% visit once every 2 to 3 weeks
- **Hackney Wick:** 22% never visited Hackney Wick.
- **Chatsworth:** 21% of the respondents rarely visit Chatsworth.
- **Stoke Newington:** 23% of visit Stoke Newington once every 2 to 3 weeks.

Leisure time – top of mind thoughts – Positive

The majority of the **positive mentions** related to the fact that the area is **Fun/Lively/Vibrant/ Exciting (25%)**. This was closely followed by the fact that there's **Variety/ Lots to do/ Choice (21%)**.

Leisure time – top of mind thoughts – Negative

The majority of the **negative mentions** related to:

- Issue with closing early / Closes too early / No all-night venues (7%)

- Security concerns/ Not safe/ ASB/ Needs more policing (3%)
- Things being affected by licensing restrictions/ places losing their licenses (3%)
- Crowded/ over-crowded/ Too busy (3%)

The majority of respondents felt that these facilities should remain about the same, 6pm to 12am

- **Nearly 3 out of every 5** respondents felt that **Traditional Pubs** should remain about the same
- **55%** of respondents felt that the **bars for young people** should remain about the same
- **More than half** of respondents felt that **bars for older people** should remain about the same
- **54%** of respondents felt that **fine dining restaurants** should remain about the same
- More than **3 out of every 5** respondents felt that **family restaurants** should remain about the same
- Half of respondents felt that **takeaways/ fast food restaurants** should remain about the same
- **More than 70%** of respondents felt that **off licenses** should remain about the same

The majority of respondents felt that there should be less of these facilities, 6pm to 12am

- **83%** of respondents felt that there **should be less betting shops**

The majority of respondents felt that there should be more of these facilities, 6pm to 12am

- More than 70% of respondents felt that there should be more **Live music/ performance/ comedy venues**
- **More than half** of the respondents felt that there should be more **cinema/ theatre provision**

The majority of respondents felt that these facilities should remain about the same, 12am to 6am.

- **More than 47%** of respondents felt that **Traditional Pubs** should remain about the same
- **More than 43%** of respondents felt that **Bars for older people** should remain about the same
- **Nearly 60%** of respondents felt that **Fine dining restaurants** should remain about the same
- **More than 3 out of every 5** respondents felt that **Family restaurants** should remain about the same
- **More than half** of respondents felt that **Takeaways/ fast food restaurants** should remain about the same
- **More than 48%** of respondents felt that **cinema/theatre provision** should remain about the same
- **Nearly 60%** of all respondents felt that **Off licenses** should remain about the same
- **More than half** of the respondents felt that the number of Shops opening later should remain about the same

The majority of respondents felt that there should be more of these facilities, 12am to 6am

- **More than 43%** of respondents felt that there should be **more bars for young people**
- **More than 62%** of respondents felt that there should be more **Live music/ Performance/ comedy venues**

The majority of respondents felt that there should be less of these facilities, **12am to 6am**

- **More** than 75% of all respondents felt that there should be **less Betting shops**

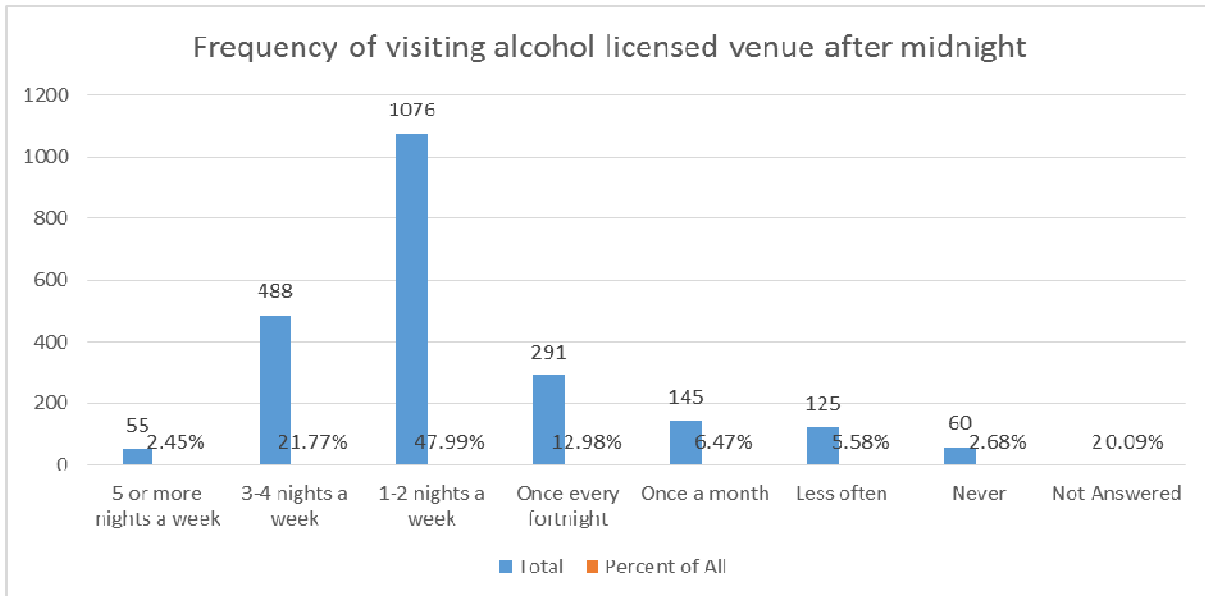
Suggestions for improvements

- Open later / Later licenses / Additional venues open later / Less early closing etc (19%)
- More understanding on licensing / Less regulation / More flexible/Less strict enforcement / Do not take away licenses (12%)
- Mention of requirement for particular offering/type of venue/event e.g. Increase cinema, More gay bars etc (11%)

OVERALL RESULTS ANALYSIS

How often do you go to a pub, club, restaurant, or any other alcohol licensed night-life venue after midnight?

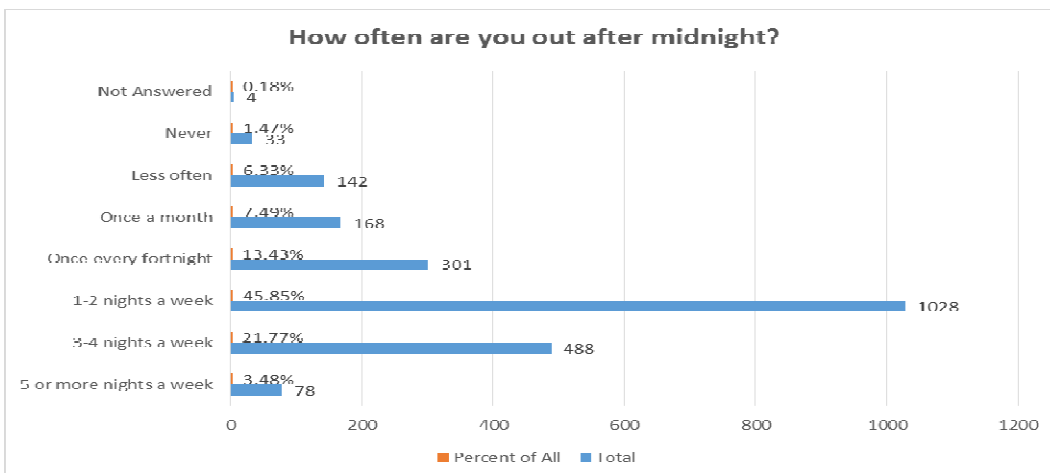
Nearly half of respondents **47.99 % (1076)** go to a pub, club, restaurant or any other type of alcohol-licensed night-life venue after midnight, **1 – 2 times a week**. **21.77 % (488)** visit an alcohol licensed venue after midnight 3 – 4 times a week.



Base (2240)

How often are you out after midnight? This might be travelling to or from work, visiting friends or family or any other reason (except visiting a pub, club, restaurant or other alcohol licensed venue?)

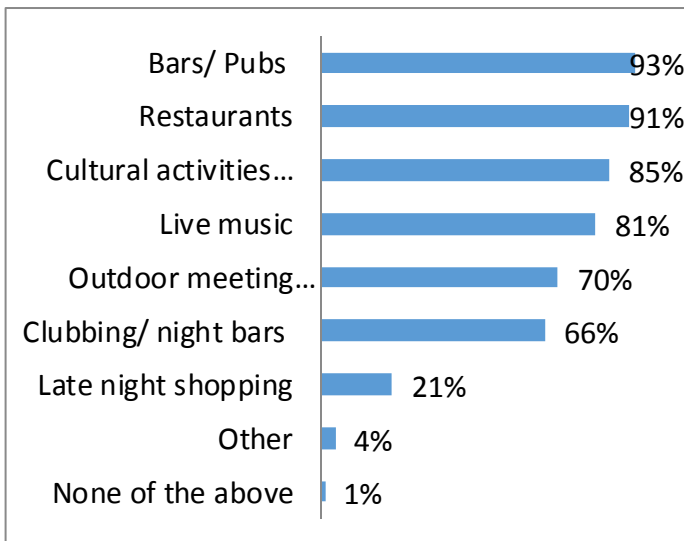
Most respondents **45.85% (1028)**, indicated that they are out after midnight 1 – 2 nights a week.



Base (2238)

When analysing this question by looking at whether respondents identified as a resident, someone who works in Hackney or a visitor, this trend of going out 1-2 times a week still holds.

What do you like about Hackney in the evening (6pm to midnight)? (multi-code)

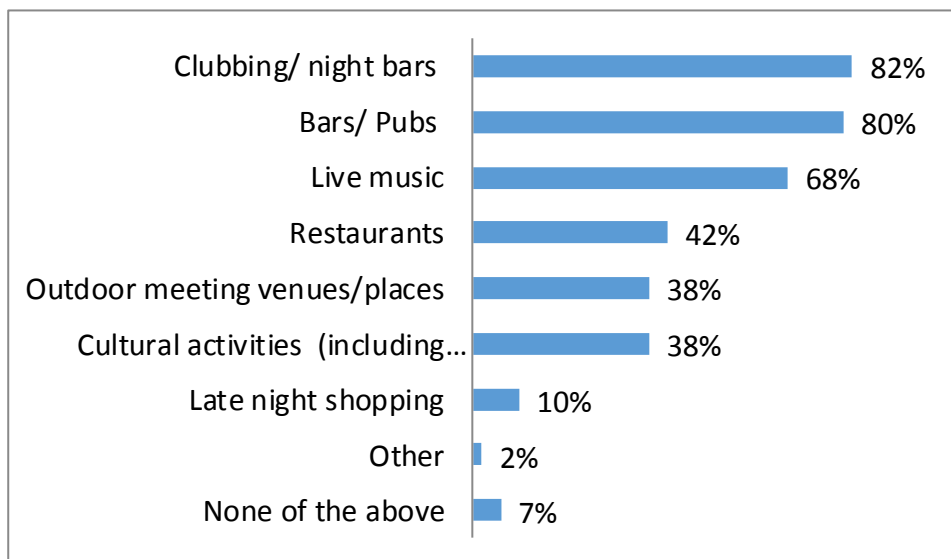


As the graph shows, the most popular reason for visiting Hackney in the evening (6pm to 12am) is to visit a bar/ pub or eat out at a restaurant. The least popular option chosen was late night shopping

A small proportion of respondents provided an alternative response in the 'other' section, which included mentions of cultural mix/ diversity, green spaces/ parks

Base (2198)

What do you like about Hackney in the night-time (midnight to 6am)? (multi-code)

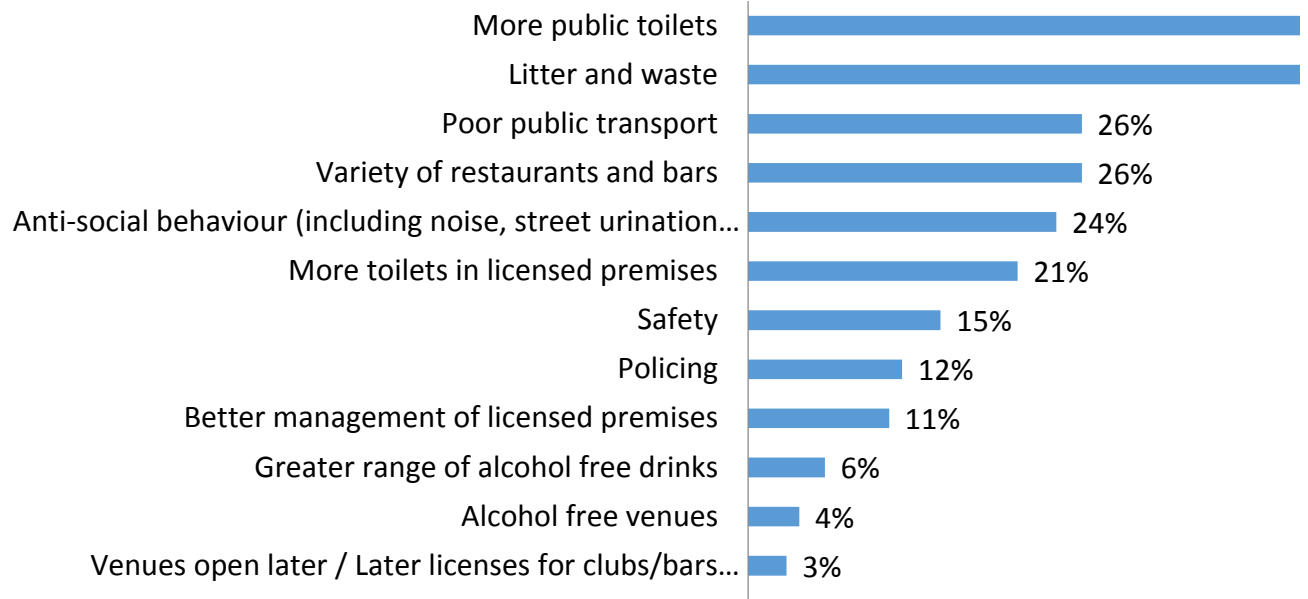


As the graph shows, clubbing/ night bars (82%) and bars/ pubs (80%) are the most liked aspects of Hackney in the night-time.

Base (2232)

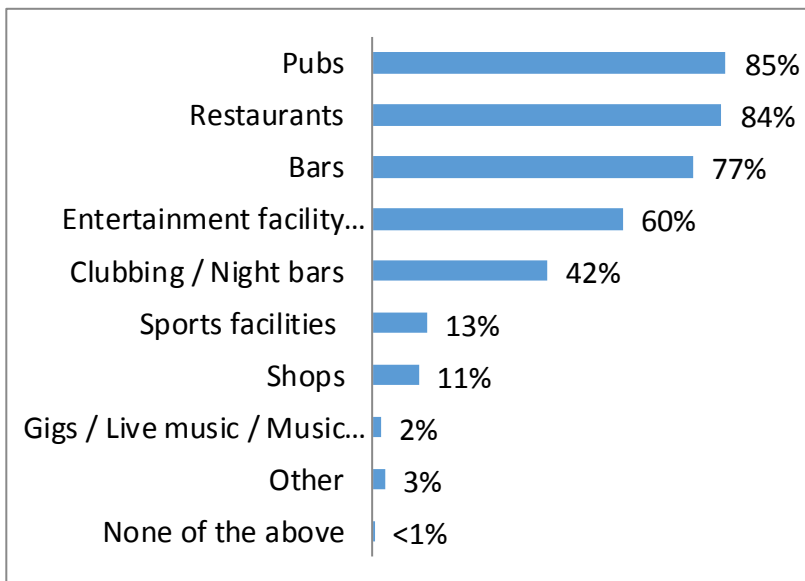
Which, if any, of the following aspects of Hackney's evening and night-time economy do you think most needs improving?

As the graph below shows, the provision of public toilets (49%) and litter and waste (43%) were most often cited as needing improvement. The provision of more toilets in licensed premises was also cited (21%)



Base (2,220)

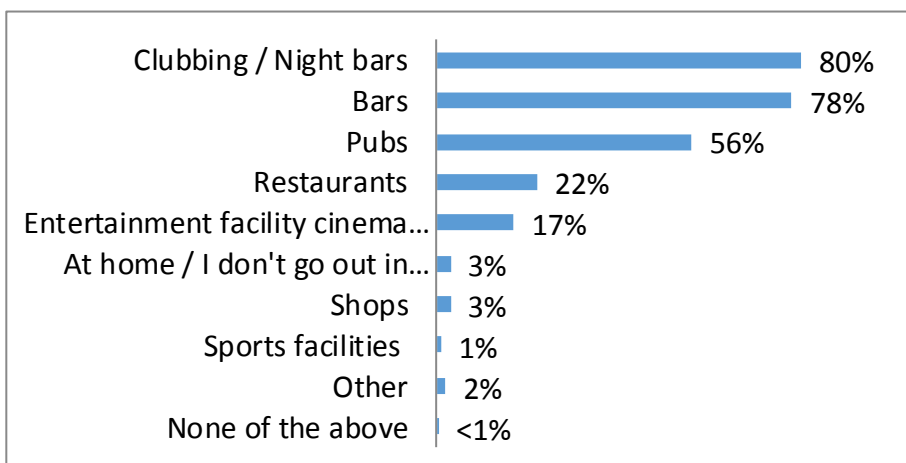
How do you mainly socialise/ go out in Hackney in the evening 6pm to midnight?



As the graph shows, restaurants, pubs and bars are the most popular places to socialise in Hackney in the evening, 6pm to midnight.

Base (2137)

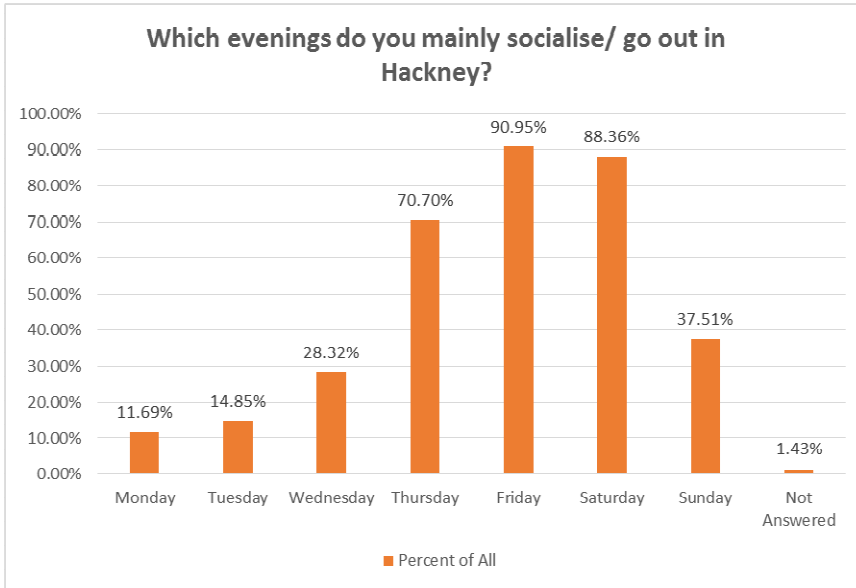
How do you mainly socialise/ go out in Hackney in the night-time midnight to 6am?



As the graph shows, the most popular places for people to socialise in Hackney in the night-time (12am to 6am) is: Clubbing/ night bars and bars

Base (2178)

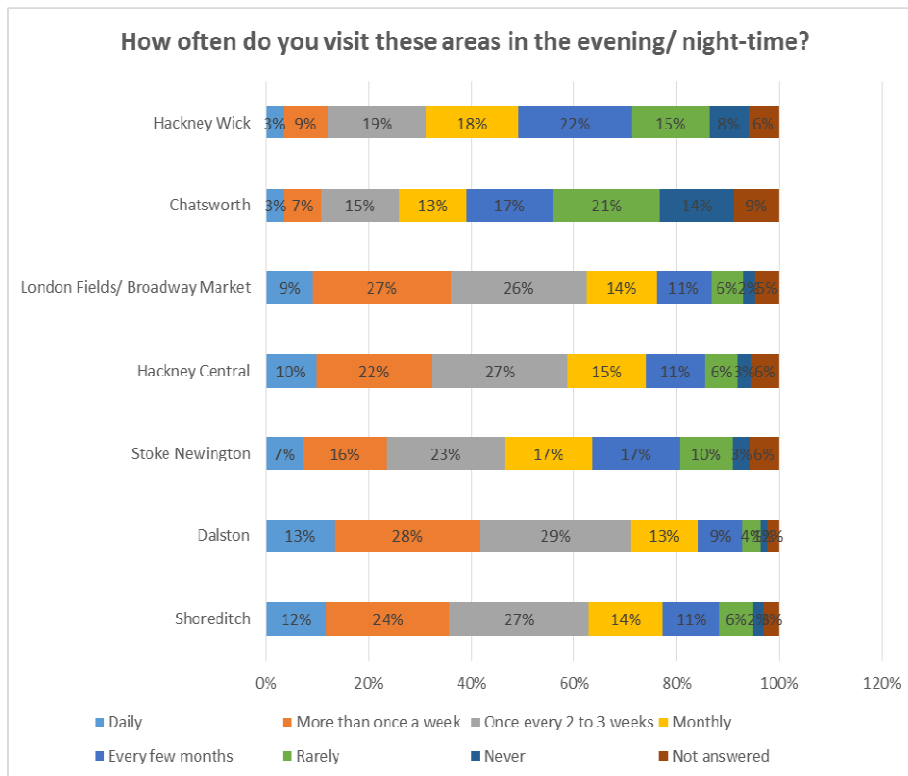
Which evenings do you mostly socialise/ go out in Hackney?



The most popular evenings to socialise/ go out in Hackney are towards the end of the week, Thursday, Friday and Saturday, with the most popular day being Friday (90.95%).

Base (2210)

How often do you visit these areas in the evening/ night-time?



- **Dalston:** 28% visit more than week, whilst 29% visit once every two to three weeks.
- **Shoreditch:** 24% visit more than once a week whilst 27% visit once every 2 to 3 weeks
- **Hackney Central:** 22% visit more than once a week and 27% visit once every 2 to 3 weeks
- **London Fields/ Broadway Market:** 27% visit more than once a week and 26% visit once every 2 to 3 weeks

Base (2239)

- **Hackney Wick:** 22% never visited Hackney Wick.
- **Chatsworth:** 21% of the respondents rarely visit Chatsworth.
- **Stoke Newington:** 23% of visit Stoke Newington once every 2 to 3 weeks.

What's the first thing that comes to mind when you think about spending your leisure time in one of the above areas during the evening/ night-time?

We received 1861 responses to this question. This has been analysed by looking at the positive and the negative responses and two tables depicting this are shown below.

The majority of the **positive mentions** related to the fact that the area is **Fun/Lively/Vibrant/ Exciting (25%)**. This was closely followed by the fact that there's **Variety/ Lots to do/ Choice (21%)**.

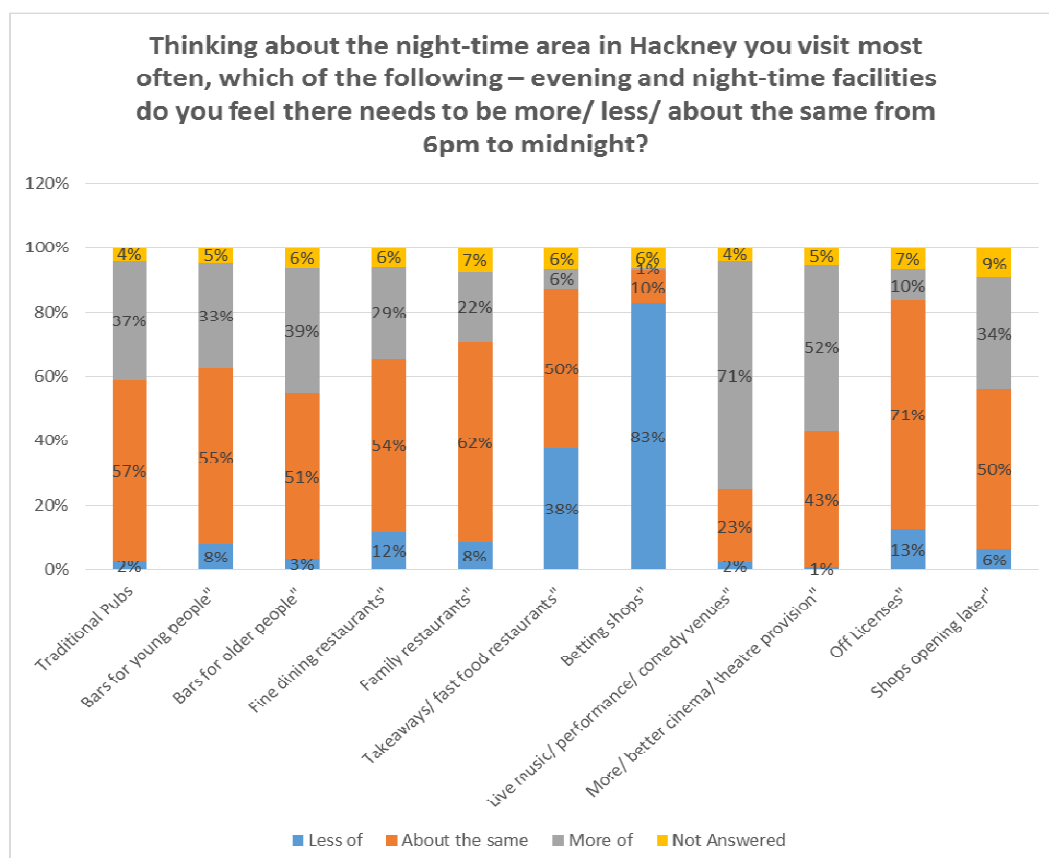
Fun / Lively / Vibrant / Exciting / Life	25%
Variety / Lots to do / Choice	21%
Drinking / Pubs / Bars / Great beer / Craft beer etc.	16%
Good atmosphere / Friendly / Good like-minded people / Relaxed / Freedom	15%
Restaurants / Eating	13%
Music/ Live music	11%
Diversity / Diverse	8%
Friends / Seeing people I know	8%
Great area / Generally positive / The best place in London etc.	7%
Socialising / Meeting interesting people / Meeting people	6%
Clubbing / Dancing / Clubs / Great clubs / Choice of clubs	6%
Enjoyable / Good times	5%
People from all walks of life	4%
Different / Alternative / Unique	4%
Culture	4%
Safe / No ASB	4%
Close to home / Local to me	4%
Nightlife	4%
Multicultural	3%
Independent / Non-commercial / Non-chain etc.	3%
Other positive mention	3%
Creativity	3%
Art	2%
Outdoor spaces/places/venues/parks/walks by canal etc.	2%
Cutting edge / Innovation / Lots of new things going on	2%
Youthful / Young people	2%
Good quality /Quality of offering / Quality venues etc.	2%
Community / Connecting with the community / Creating community	2%
Cool / Trendy / Fashionable	2%
Can stay out late / Open until late / 24hr	2%
Public transport / Good transport links	1%
Affordable / Good value	1%
Cinemas/ Choice of cinemas / Can watch a film	1%
Accessible / Convenient	1%
Interesting	1%
Accessible / Convenient	1%
Cinemas/ Choice of cinemas / Can watch a film	1%
Public transport / Good transport links	1%
Affordable / Good value	1%

The majority of the **negative mentions** related to:

- Issue with closing early / Closes too early / No all-night venues (7%)
- Security concerns/ Not safe/ ASB/ Needs more policing (3%)
- Things being affected by licensing restrictions/ places losing their licenses (3%)
- Crowded/ over-crowded/ Too busy (3%)

Issue with closing early / Closes too early / No all-night venues	7%
Other	6%
Security concerns / Not safe / ASB / Needs more policing	3%
Other negative mention	3%
Things being affected by licensing restrictions / Places losing their licenses	3%
Crowded / Over-crowded / Too busy	3%
Less variety/choice than before / Places closing down / Nightclubs closing /Dance Tunnel is closing	2%
Expensive	2%
Poor access / Difficult to get home / Poor public transport / Traffic / Blocked roads etc	2%
Drunks	2%
Dirt / Litter and rubbish / Urination / Defecation / A mess after the night before etc.	2%
Gentrification	2%
Lack of variety	1%
Noise	1%
Negative mention of drinking culture / Too many licensed premises	1%

Thinking about the night-time area in Hackney you visit most often, which of the following – evening and night-time facilities do you feel there needs to be more/ less/ about the same from 6pm to midnight?



The majority of respondents felt that these facilities should remain **ABOUT THE SAME, 6PM TO 12AM**

- **Nearly 3 out of every 5** respondents felt that **Traditional Pubs** should remain about the same
- **55%** of respondents felt that the **bars for young people** should remain about the same
- **More than half** of respondents felt that **bars for older people** should remain about the same
- **54%** of respondents felt that **fine dining restaurants** should remain about the same
- More than **3 out of every 5** respondents felt that **family restaurants** should remain about the same
- Half of respondents felt that **takeaways/ fast food restaurants** should remain about the same
- **More than 70%** of respondents felt that **off licenses** should remain about the same

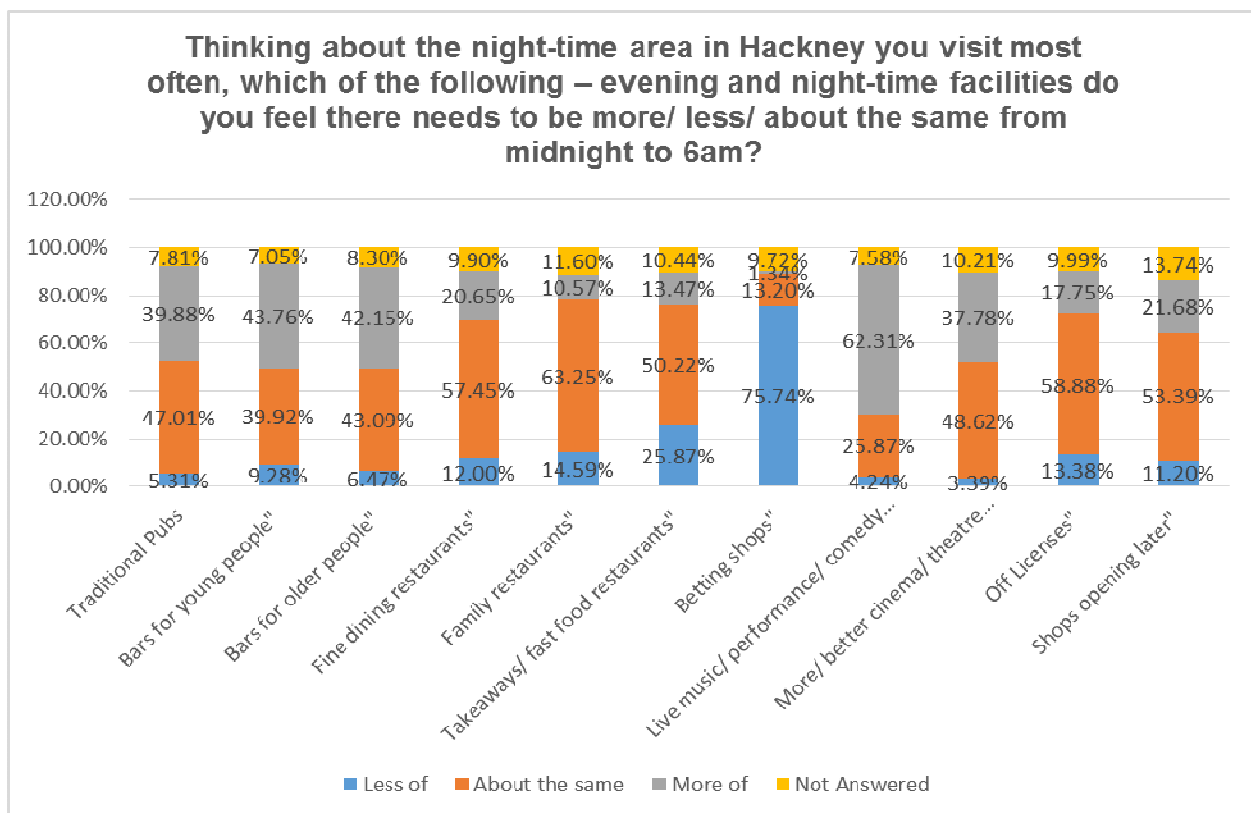
The majority of respondents felt that there should be **LESS OF** these facilities, **6PM TO 12AM**

- **83%** of respondents felt that there **should be less betting shops**

The majority of respondents felt that there should be **MORE OF** these facilities, **6PM TO 12AM**

- More than 70% of respondents felt that there should be more **Live music/ performance/ comedy venues**
- **More than half** of the respondents felt that there should be more **cinema/ theatre provision**

Thinking about the night-time area in Hackney you visit most often, which of the following – evening and night-time facilities do you feel there needs to be more/ less/ about the same from midnight to 6am?



Base (2159)

The majority of respondents felt that these facilities should remain **ABOUT THE SAME, 12AM TO 6AM**

- **More than 47%** of respondents felt that **Traditional Pubs** should remain about the same
- **More than 43%** of respondents felt that **Bars for older people** should remain about the same
- **Nearly 60%** of respondents felt that **Fine dining restaurants** should remain about the same
- **More than 3 out of every 5** respondents felt that **Family restaurants** should remain about the same
- **More than half** of respondents felt that **Takeaways/ fast food restaurants** should remain about the same
- **More than 48%** of respondents felt that **cinema/theatre provision** should remain about the same
- **Nearly 60%** of all respondents felt that **Off licenses** should remain about the same
- **More than half** of the respondents felt that the number of Shops opening later should remain about the same

The majority of respondents felt that there should be **MORE OF** these facilities, **12AM TO 6AM**

- **More than 43%** of respondents felt that there should be **more bars for young people**
- **More than 62%** of respondents felt that there should be more **Live music/ Performance/ comedy venues**

The majority of respondents felt that there should be **LESS OF** these facilities, **12AM TO 6AM**

- **More than 75%** of all respondents felt that there should be **less Betting shops**

What suggestions have you got for improving the local area in the evening and night-time?

We received 1273 responses to this question. The majority of mentions related to:

- Open later / Later licenses / Additional venues open later / Less early closing etc (19%)
- More understanding on licensing / Less regulation / More flexible/Less strict enforcement / Do not take away licenses (12%)
- Mention of requirement for particular offering/type of venue/event e.g. Increase cinema, More gay bars etc (11%)

Open later / Later licenses / Additional venues open later / Less early closing etc.	19%
More understanding on licensing / Less regulation / More flexible/Less strict enforcement / Do not take away licenses	12%
Mention of requirement for particular offering/type of venue/event e.g. Increase cinema, More gay bars etc.	11%
Improved transport offering/links / Later transport / 24hr transport etc.	10%
Smaller venues/bars/pubs to have later licenses as well	9%
More policing / More visible police / Better policing	9%
Improved toilet facilities/public urinals etc.	8%
Cleaner streets / More cleaning / Anti-littering campaigns/ More bins / Better rubbish collection etc	8%
Other	6%
Keep / Encourage choice/variety of venues / Cater for all cultures and tastes etc.	6%
A more pro-night-life attitude /A council that recognise the value of night life economy / A Night time Major	6%
No improvement necessary / Keep it as it is etc.	6%
Mention of counter productivity of early closing e.g. Large numbers flock to the few venues that are open/or have nowhere to go which creates street drinking/Anti-social behaviour is exacerbated by early closing	5%
Do something about the noise / Better response to noise /Better noise control / Allocate more resources to 'noise team'	5%

Better control/management of anti-social behaviour	5%
More/Encourage independents / Less commercial / Less chain /Less Pret a Manger etc.	5%
More late night food offering/take-aways etc	4%
Limit developers/building of new/unaffordable housing etc.	4%
Increase safety/security	3%
Less influence from new residents / If you move next to a venue like pub/club you shouldn't have right to complain about noise	3%
Address drunkenness/drinking culture/more alcohol free venues	3%
More emphasis on the way venues are managed/on venues operating in a way that does not cause social problems/noise from crowds outside/leaving /noise from music etc.	3%
Limit late licenses / No more late licenses / Fewer late venues	2%
Stricter licensing / Better enforcement of licensing conditions	2%
Improved communication/understanding between stakeholders / venues and residents etc.	2%
Reduce outside congregation/for drinking/smoking / Drinkers congregating on pavements etc.	2%
Better lighting	2%
Encourage arts/creativity	2%
Better outdoor offering e.g. Pavement restaurants/cafes/ Live music in the parks etc.	2%
Community officers / Local community staff to 'police' the area	2%
More pro-resident attitude	2%
Controlled areas / Avoid having venues in residential areas / Allocate areas for entertainment venues / Quiet zones in residential areas etc.	2%
Support new/ upcoming venues/entrepreneurs/new business ideas	1%
Better traffic management/ pedestrianisation / Roads closed to traffic at night etc.	1%
Minimise / Restrict/ Ban betting shops	1%
Less late night off-licenses etc.	1%
Cap rents for businesses/venues/keep business rates low	1%
Limit particular type of venue e.g. Dive bars / Larger commercial clubs	1%
Make it more affordable/less expensive	1%
Less fast food/junk food options	1%
Less strict on noise / Don't punish/Be less quick to punish venues for noise complaints	1%
Encourage more shops to open later/24 hr	1%
Do something about drug culture/dealers etc.	1%
More provision for older people / Too youth oriented at the moment	1%
Build community / Community workshops etc.	1%
Friendlier/Less aggressive/Better trained door staff/bouncers	1%
No answer	1%
More provision/support for homeless	1%
Sound proof new builds / Put responsibility on new build homes for sound-proofing etc.	1%
Venues/Facilities should be for the benefit mainly of residents / Too many tourists/ People coming in from outside the area	1%
Levy on venues / Venues should contribute to cost of clean up/policing etc.	1%
Encourage visitors/tourists to come to the area	1%

PROFILE OF RESPONDENTS

Gender analysis

57% of men responded to the consultation in comparison to females (41%)². About 1% didn't respond to the question. The implications of the over representation of males is that the views of males maybe are over stated by the sample result.

Age analysis

The majority of respondents **52% (1175)** said they were aged between 25 to 34; significantly more than the proportion of the borough³ as a whole. The next highest age group were those aged 35 to 44, with **25% (560)** of respondents.

Disability analysis

About **96% (2160)** of respondents said they did not have a disability, whilst about 2% (41) respondents answered 'yes' to having a disability. 2% (41) didn't provide a response to this question.

Caring responsibilities

About 95% (2140) of respondents said they did not have caring responsibilities, whilst about 2% (42) respondents answered 'yes' to having caring responsibilities. 3% (60) didn't provide a response to this question.

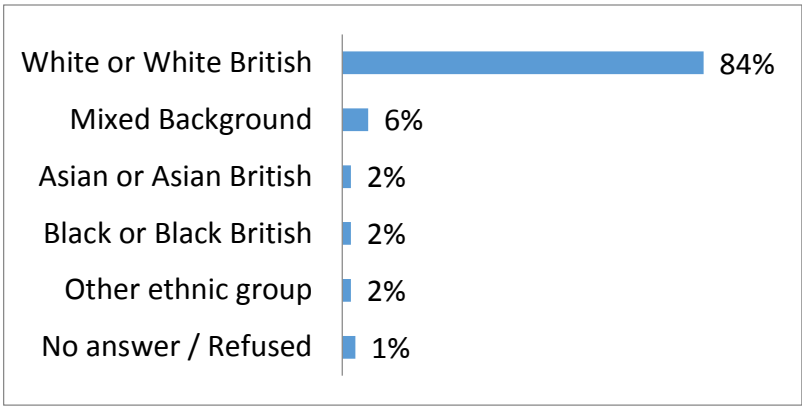
Ethnicity analysis

As the graph below shows, a significant proportion of the respondents, 84%⁴, gave their ethnicity as white. The remaining respondents are from various ethnic minority communities.

² Around 50% of Hackney's population is Male and 50% is Female. (Hackney's Population, Borough Profile, Office of National Statistics Population Estimates, 2014 Mid-Year Estimates)

³ Around 27% of Hackney's population is aged 25 to 34; 16% aged 35 to 44 and 11% aged 45 to 54 (Hackney's Population, Borough Profile, Office of National Statistics Population Estimates, 2014 Mid-Year Estimates).

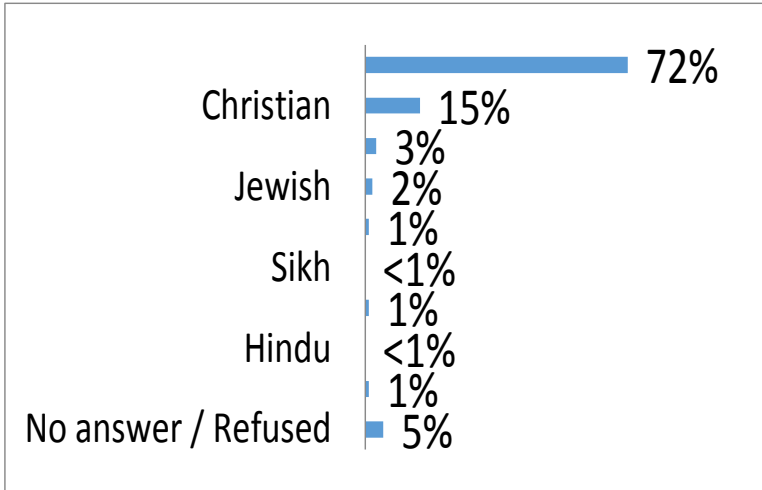
⁴ Around 55% of Hackney's population White, 23% Black and 8% Asian. (Hackney's Population, Borough Profile, Office of National Statistics Population Estimates, 2014 Mid-Year Estimates)



Base (2242)

Religion

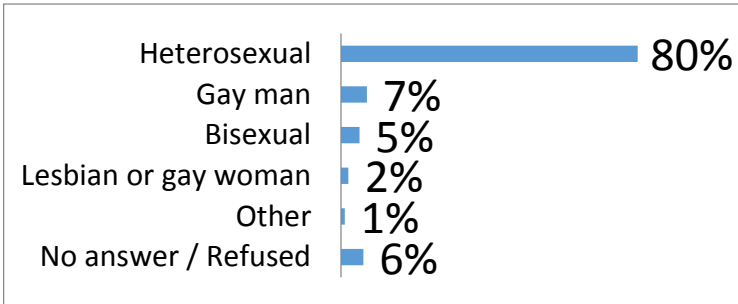
The majority of respondents 72% chose the atheist/ no religious belief option when asked about the religious belief.



Base (2242)

Sexual Orientation

The majority of respondents (80%) said they were heterosexual.



Base (2242)

CONCLUSION

The consultation from April to July 2016 elicited more than 2200 responses.

- 73% were Hackney residents, 26% visitors to Hackney and 27% work in Hackney.
- 83.99%(1883) provided a Hackney postcode. The majority of responses 21.45%(481) were from the E8 postcode area.
- The most popular evenings to socialise/ go out in Hackney are towards the end of the week, Thursday, Friday and Saturday, with the most popular day being Friday (90.95%).

Socialising 6pm to 12am:

- Most popular reason for visiting Hackney in the evening (6pm to 12am) is to visit a bar/ pub or eat out at a restaurant. The least popular option chosen was late night shopping
- Restaurants, pubs and bars are the most popular places to socialise in Hackney in the evening, 6pm to midnight.

Socialising 12am to 6am:

- Nearly half of respondents **47.99 %(1076)** go to a pub, club, restaurant or any other type of alcohol-licensed night-life venue after midnight, **1 – 2 times a week**.
- **21.77 %(488)** visit an alcohol licensed venue after midnight 3 – 4 times a week.
- Most respondents **45.85%(1028)**, are out after midnight 1 – 2 nights a week.
- the most popular places for people to socialise in Hackney in the night-time (12am to 6am) is: Clubbing/ night bars and bars

Improvements

- Provision of public toilets (49%) and litter and waste (43%) were most often cited as improvements. The provision of more toilets in licensed premises was also cited (21%)

Leisure time – top of mind thoughts – Negative

The majority of the **positive mentions** related to the fact that the area is **Fun/Lively/Vibrant/ Exciting (25%)**. This was closely followed by the fact that there's **Variety/ Lots to do/ Choice (21%)**.

Leisure time – top of mind thoughts – Positive

The majority of the **negative mentions** related to:

- Issue with closing early / Closes too early / No all-night venues (7%)
- Security concerns/ Not safe/ ASB/ Needs more policing (3%)
- Things being affected by licensing restrictions/ places losing their licenses (3%)
- Crowded/ over-crowded/ Too busy (3%)

Suggestions for improvements

- Open later / Later licenses / Additional venues open later / Less early closing etc (19%)
- More understanding on licensing / Less regulation / More flexible/Less strict enforcement / Do not take away licenses (12%)
- Mention of requirement for particular offering/type of venue/event e.g. Increase cinema, More gay bars etc (11%)

The results of the consultation will be considered by the Licensing Committee. The results of the consultation, in addition to other evidence and information, will help inform the development of future licensing policy for the borough.

If you have any queries about the Licensing Act and our policy, please contact the Licensing Service on 020 8356 2431 or email licensing@hackney.gov.uk
